



SINLINE | SLOPELINE
Premium quality | Made in Czech Republic

Sinline | SlopeLine

Sloping and arched horizontal blinds




Atypical shapes are our specialty



Sinline®

Arch blinds from the Sinline® series represent a unique shading method for arched windows. The core of the blinds consists of the EXCLUSIVE® headrail made of extruded aluminium, specially adapted components and tailored slats.

A bending machine is used to bend the extruded headrail according to entered parameters, which ensures the absence of welding or joining. The length of each slat is calculated by our production software with the aim to cover as large part as possible of the window glass by the blind.



Slopeline®

Sloping blinds from the Slopeline® series represent a unique shading method for sloping windows. The core of the blinds consists of the EXCLUSIVE® headrail made of extruded aluminium, specially adapted components and tailored slats.

The EXCLUSIVE® headrail is machined according to entered parameters. Edges of the headrail are always cut to follow the angle of the glazing beam or window frame. For some types, individual parts are welded together. The length of each slat is calculated by our production software with the aim to cover as large part as possible of the window glass by the blind.

Technical specifications of the SINLINE® and SLOPELINE® models

- › head "U" profile EXCLUSIVE® 27×22×2 mm, made of extruded aluminium, with the upper part of the profile being covered by a slat
- › bottom profile made of steel plate, with dimensions 24×6 mm (for 25 mm slats) and 35×9 mm (for 35 mm slats)
- › mounting brackets to be used for the ceiling or for the wall and the ceiling combined
- › maximum width 3000 mm, maximum height 2500 mm, maximum area 5 m²

Operating and other details



Cord and transparent operating rod

Easy operation of blinds using a cord and a tilting bar combined with a cord lock capable of holding the slat bunch in any position.



Slats

Slats with a width of 25 mm or 35 mm and a thickness of 0.21 mm or wood slats made of American linden with a width of 27 mm selected from the Systra slats colour collection.

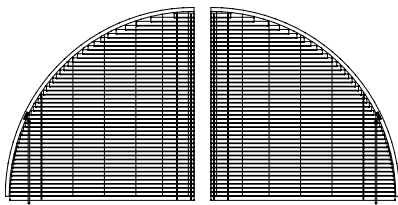


Colour range of the profiles

It is possible to have the head rail and bottom rail painted any colour from the RAL scale at no extra cost. Head rail is always supplied with a pair of plastic side seals of black or transparent colour. These are always tailor-made with the use of 3D printing.

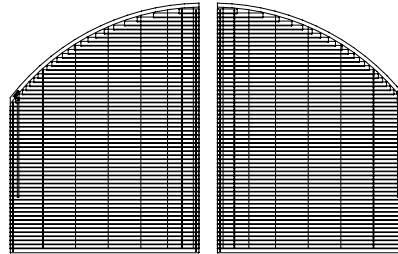
Type overview

Sinline®



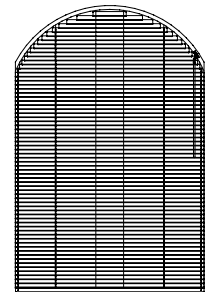
type 13a

type 13b

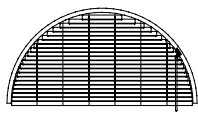


type 14a

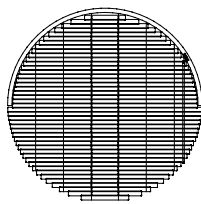
type 14b



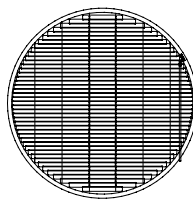
type 12



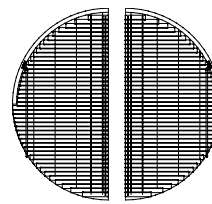
type 11



type 15

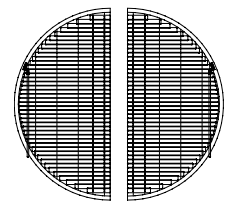


type 16



type 17a

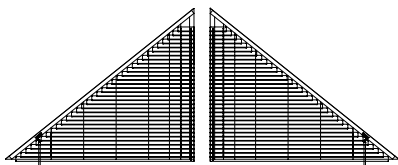
type 17b



type 18a

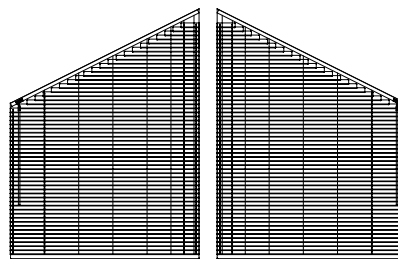
type 18b

Slopline®



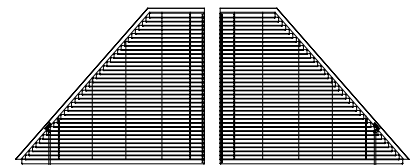
type 01a

type 01b




type 02a

type 02b



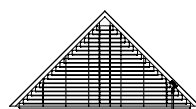
type 04a

type 04b

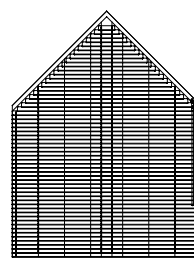


type 05a

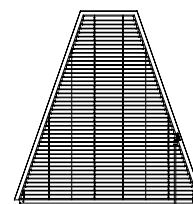
type 05b



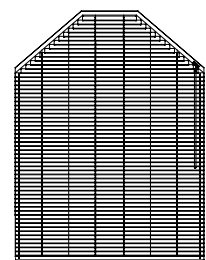
type 06



type 07

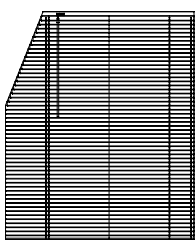


type 08

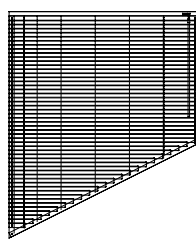


type 09

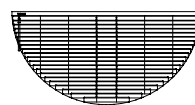
Atypical slats cutting



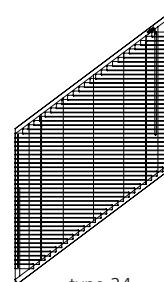
type 20



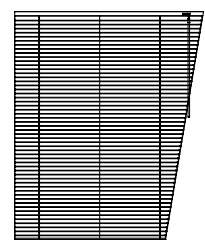
type 21



type 23



type 24



type 25

Systra, spol. s r. o.

- › we have manufactured and supplied shading technology since 1991
- › all components are of European origin
- › we manufacture and deliver quality products, because we believe that our clients don't deserve any less!

Manufacturing plant in Tišnov

Na Zahrádkách 349
666 01 Tišnov, Czech Republic
tel.: +420 549 410 212
fax: +420 549 410 036
e-mail: vyroba@systra.cz

Sales office in Prague

Hyacintová 8
106 00 Praha - Záběhlice, Czech Republic
tel.: +420 267 312 078
fax: +420 267 312 078
e-mail: praha@systra.cz

