



Premium quality  
Made in Germany



# Topas

Topas with top profile | Topas without top profile

Valance Plus Topas without top profile | Topas MiniMax



## Contents

Product highlights	4	Automatic weather control and accessories	10
Awning fabrics	7	Planning/measuring	11
Frame colours	7	Cross-sections	12
Topas Valance Plus option	8	Installation options	15
WeiTronic remote control	9	Extraction forces	18



## weinor Topas: simply stable – the classic entry-level model



The Topas is a classic entry-level awning for anyone wanting to save money without sacrificing quality. Its uncomplicated technology makes it stable and wind-resistant. When open, the awning stands out for its extreme flexibility: with or without a waterproof top profile, it can be installed in various ways to fit into all kinds of different structural situations. The Topas MiniMax version, which has greater projection than the width of the awning, can be used to shade narrow, projecting balconies up to a depth of 400 cm. The optional Valance Plus vertical shade is the perfect way to protect against glare or prying eyes at any time of day.

## weinor Topas highlights



47 frame colours  
and 9 trend colours



10-year warranty on  
folding arm chains



With top profile



Without top profile



Folding arm  
with chain



### Designs to suit every need

Valance Plus and  
MiniMax




### Multi-section units

with roller support cradle  
or jockey cover



# Product benefits in detail

Simple and stable: the weinor Topas highlights



Open or with a top profile – classic design with the latest technology

With its simplified technology the weinor Topas is stable yet retains a wide variety of functions.

- stable front rail
- with and without top profile
- wide sizes
- wind-resistant
- wide selection of fabrics



MiniMax – projection greater than width

With a projection greater than its width, the Topas is suitable for long, narrow patios up to 400 cm deep.

- particularly solid construction
- folding arms fitted at different heights and overcrossing
- the lower arm can be positioned on either side as preferred
- comes with or without top profile
- please note maximum dimensions for single panels!



Valance Plus – vertical privacy and sun protection

The Topas with Valance Plus provides added vertical protection against the sun and prying eyes.

- extend and retract to any length with motor or crank, as preferred
- patented OptiFlow-System® to keep fabric ideally positioned and to close the front rail safely
- only for Topas without top profile, single-panel systems



Strong folding arm with a chain – extremely stable and safe

The folding arm with its round-bar steel link chain is stable and low-wear.

- smart bearing technology stabilises the front rail
- 10-year warranty on linking chain
- die-forged aluminium in all arm joints – light but robust




Multi-section units – to shade especially large areas

The Topas also comes as a combined multi-section unit for very large patios.

- as a 2-part unit up to 1,200 cm
- jockey cover or roller support cradle with continuous fabric
- coupled design not possible with Valance Plus

- standard
- optional
- unavailable

## weinor Topas versions

	Topas with top profile	Topas without top profile	Topas MiniMax with and without top profile
<b>Technology</b>			
Max. width, 1-section/2-section with jockey cover	700 cm/1,200 cm	700 cm/1,200 cm	500 cm
Max. projection	400 cm	400 cm	400 cm (from a width of just 235 cm)
Cassette size (W x H)	220 x 210 mm	210 x 180 mm	220 x 308 mm with top profile 210 x 297 mm without top profile
Coupled systems	○	○	—
Motor drive	● as standard	● as standard	● as standard
Setting awning pitch	5° to 40°	5° to 40°	5° to 40°
Installation options	can be installed on walls, ceilings and rafters		
LED lighting (Design light bar)	○	○	○
<b>Optional: Valance Plus</b>			
Max. width	—	500 cm/600 cm	—
Max. projection	—	350 cm/300 cm	—
Cassette size (W x H)	—	280 x 180 mm	—
Motorised or crank-operated	—	●	—
Setting awning pitch	—	10° to 20°	—
Valance Plus projection (H)	—	100 cm, 150 cm, 210 cm	—
<b>Design</b>			
47 standard frame colours	●	●	●
Over 150 other RAL colours	○	○	○
9 trend colours	●	●	●
Other textured colours	○	○	○
Head and front rail caps in contrasting colour	○	○	○
weinor fabric collection	●	●	●
Valance Plus fabrics	—	for special fabrics for vertical awnings, see p. 7	—
<b>Accessories</b>			
Tempura heating system	○ fixed in place with universal bracket		
Wind supports	○	○	○
<b>Controls</b>			
Remote control	see p. 9		
No remote	fully wired and ready to plug in		
<b>Quality</b>			
TÜV tested 	●	●	●
Tested up to	wind Force 5 on the Beaufort scale and wind resistance class 2 according to DIN 13561		



## Fabrics – attractive, brilliant long-lasting colours

For attractive awnings you need a high-quality fabric. The 'colours by weinor®' collection and the Perluca climate-regulating fabrics provide a wide range.

- solution-dyed to make them colour-fast
- stay beautiful thanks to dirt- and water-repellant nano-coating
- optional: wide range of collections by other manufacturers



Fabric collections  
155 patterns

- high-quality acrylic
  - proven for decades
  - fabric width: 120 cm/240 cm
- innovative polyester quality
  - high-stretch with memory effect®
  - fabric width: 120 cm



Air-permeable acrylic  
fabrics, 5 patterns

- perforated acrylic
- translucent, breathable climate-regulating fabric for Valance Plus
- fabric width: 120 cm/240 cm



High-tech climate-control fabrics  
10 patterns

- translucent, breathable climate-regulating fabric for Valance Plus
- fabric width: 177 cm (Soltis® 86, 92)
- extra-wide: 267 cm (Soltis® 86, 92, 93)



## Wide range of frame colours – abundance of choices

weinor coats all of its products in its own workshop. This ensures that they have the best-possible colour tonality and identical gloss levels.

- 47 standard RAL frame colours, silk gloss (gloss level  $70 \pm 5\%$  when measured at a  $60^\circ$  angle)
- 9 scratchproof, resistant trend colours with a textured look
- over 150 special RAL colours

### 47 standard frame colours

RAL 1002 Sandy yellow	RAL 1003 Signal yellow	RAL 1014 Ivory	RAL 1015 Light ivory	RAL 1023 Traffic yellow	RAL 1034 Pastel yellow	RAL 2000 Yellow orange	RAL 2002 Vermilion	RAL 2011 Deep orange
RAL 3002 Carmine red	RAL 3004 Magenta red	RAL 3007 Black red	RAL 4005 Blue lilac	RAL 4006 Traffic purple	RAL 5005 Signal blue	RAL 5009 Azure blue	RAL 5014 Pigeon blue	RAL 5021 Water blue
RAL 5022 Night blue	RAL 5024 Pastel blue	RAL 6005 Moss green	RAL 6009 Fir green	RAL 6011 Reseda green	RAL 6012 Black green	RAL 7015 Slate grey	RAL 7016 Anthracite grey	RAL 7021 Black grey
RAL 7030 Stone grey	RAL 7032 Pebble grey	RAL 7035 Light grey	RAL 7039 Quartz grey	RAL 7040 Window grey	weinor 7319 weinor grey	RAL 8001 Ochre brown	RAL 8003 Clay brown	RAL 8014 Sepia brown
RAL 8016 Mahogany brown	RAL 8017 Chocolate brown	RAL 8019 Grey brown	RAL 8022 Black brown	weinor 8077 weinor dark brown	RAL 9001 Cream	RAL 9005 Jet black	RAL 9006 White aluminium	RAL 9007 Grey aluminium
RAL 9010 Pure white	RAL 9016 Traffic white							

### 9 trend colours

WT 29/10797 Approx. RAL 9010	WT 29/50704 Approx. RAL 6009 metallic	WT 29/60740 Chestnut 04 metallic	WT 29/70786 Sparkling iron effect	WT 29/71289 Approx. RAL 7016 metallic	WT 29/80077 Approx. DB 703 metallic	WT 29/80081 Iron glimmer effect P 7	WT 29/90146 Approx. RAL 9006 metallic	WT 29/90147 Approx. RAL 9007 metallic

weinor is an eco-friendly company. To ensure compliance with high environmental standards, manufacturing processes and materials undergo regular testing by experts.

As a result of the ban on the use of heavy metals in powder coatings, paint manufacturers can no longer guarantee colour stability despite making every effort to do so. It therefore cannot be excluded that colours in general, and Fire Red (RAL 3000) in particular, may fade with time. For technical reasons, the colours may appear significantly different when printed.





## Valance Plus – more privacy thanks to vertical protection against the sun and prying eyes (optional)

The motorised or crank-operated vertical awning fits elegantly into the awning's front rail.

- glare protection and privacy shield up to a maximum valance height of 210 cm
- extends to any length

- awning can be set to any angle from 5° to 20°
- Valance Plus cannot be retrofitted

Maximum awning size for Valance Plus

Width	500 cm	projection	350 cm
Width	600 cm	projection	300 cm



Topas Valance Plus – closed and with Valance Plus slightly extended

## Available fabrics for the Valance Plus

	Soltis® 86, 92	Soltis® 86, 92, 93	Acrylic			Perlucal		WeiTex polyester	
	single colour 177 cm	single colour 267 cm	striped 120 cm	single colour 120 cm	single colour 240 cm	single colour 120 cm	single colour 240 cm	striped 120 cm	single colour 120 cm
Valance length									
100 cm	S	S	L	S	S	S	S	L	S
150 cm	S	S	–	T	S	T	S	–	T
210 cm	T	S	–	T	S	T	S	–	T

S seamless: seamless fabric; structure of fabric runs diagonally to structure of awning fabric

T transverse seam: fabric with transverse seam; either in top or bottom third as desired; structure of fabric runs diagonally to structure of awning fabric

L longitudinal seam: structure of fabric runs longitudinally to structure of awning fabric





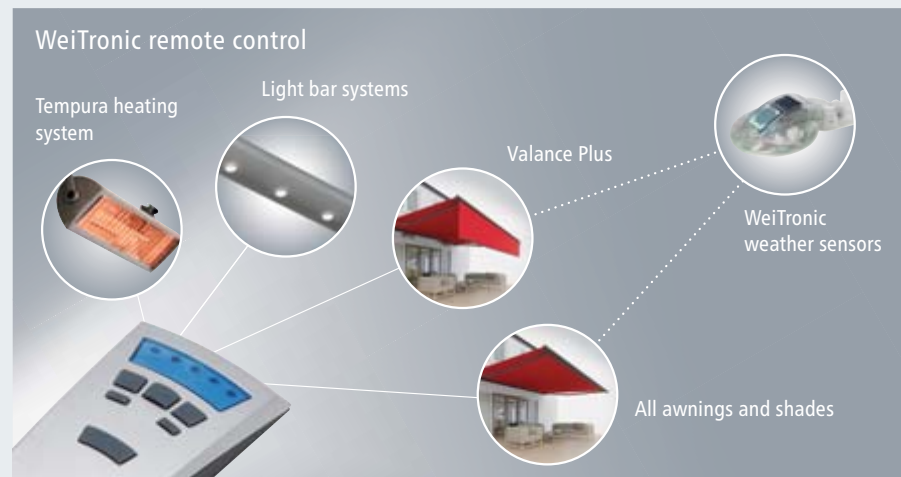
Remoto 1M/5M

Remoto 10M

## WeiTronic UniLine – coordinated control for awning, light, heating and Valance Plus (optional)

The awning comes as standard with one motor and can optionally be controlled with the pre-programmed WeiTronic remote control. There are

handheld transmitters with different numbers of channels: choose from 1, 5 or 10 channels with a display.



### WeiTronic Remoto handheld transmitter

- safe to operate on protected frequency (868 MHz)
- range of up to 100 m
- simpler than a TV remote, attractive, convenient design

- to suit awning fittings – e.g. to extend and retract the awning or dim the lights

### Exclusive retraction protection

- co-ordinated retraction: first the Valance Plus, then the awning
- to make sure nothing gets knocked over on the patio table

### WeiTronic remote-controlled receiver

- various remote-controlled receivers depending on functions used

Product	Equipment (integrated)		Remote-controlled receiver	Handheld transmitter
Topas	awning motor		Combio-868 MA	Remoto 1
	+ LED Design light bar		Combio-868 LED	Remoto 5/10M
	+ LED Design light bar	+ heating	Combio-868 LED ; Combio-868 HD	Remoto 5/10M
Topas Valance Plus	Awning motor + Valance Plus		Combio-868 MVLED	Remoto 5/10M
	+ LED Design light bar		Combio-868 LED	Remoto 5/10M
	+ LED Design light bar	+ heating	Combio-868 LED; Combio-868 HD	Remoto 5/10M

Requires: awning with WeiTronic remote control, sensors require a Remoto 1M, 5M or 10M

Product	WeiTronic	Somfy RTS	Somfy io
Topas	receiver integrated into cassette	receiver integrated into motor	receiver integrated into motor
Optional: LED	dimnable	not dimnable	not dimnable
Optional Valance Plus	<ul style="list-style-type: none"> <li>• no additional receiver required</li> <li>• gradual switch-off</li> <li>• retraction protection</li> </ul>	<ul style="list-style-type: none"> <li>• additional external receiver</li> <li>• no gradual switch-off</li> <li>• no retraction protection</li> </ul>	unavailable



### Agido vibration sensor – standard product protection

The integrated WeiTronic Agido-868 vibration sensor retracts the awning automatically when it senses vibrations (e.g. from gusts of wind).

- threshold value adjustable
- comes as standard in most width/ projection combinations (with some exceptions, see price list)

- only sold with WeiTronic
- energy-saving technology
- battery life 2 years
- automatic battery replacement system on registration
- awning remains in place approx. 20 minutes after retraction
- fitted into front rail



WeiTronic Sensero-868 AC 230

### Sun, wind and rain sensors – automatically protect your product and prevent excess heat (optional)

The WeiTronic series remote sensors automatically extend the awning when the sun shines and reliably retract it in the wind or rain.

Available types:

- WeiTronic Sensero-868 AC 230 sun, wind and rain sensor
- WeiTronic Aero-868 AC 230 sun, wind and rain sensor (or solar-run WeiTronic Aero-868 solar)



### LED Design light bar – 30,000 hours of lighting require minimal energy consumption (optional)

Select LED components for top weinor quality:

- atmospheric light thanks to special glass lenses
- particularly energy efficient

- lifetime of 30,000 hours
- WeiTronic for wireless dimming
- installs using an adjustable bracket fitted to the support pipe
- easy-change LEDs



### Tempura Universal heating system, high-performance (optional)

The energy-efficient Tempura infrared heating system has an impressive heating capacity of over 1,500 watt in a tiny housing.

- instant heat: no warm-up time
- turn as required for targeted warmth
- operate and dim using WeiTronic remote control

- splash protection
- comes in 47 standard frame colours plus 9 scratchproof, resistant trend colours with a smart, textured look
- option: 150 special RAL colours
- universal bracket makes it easy to retrofit
- TÜV tested



## Determining the diagonal and clearance height:

1. Find the diagonal by looking in the 'Diagonal' table for the terrace depth.
2. Using the diagonal from the table and the required pitch, consult the 'clearance height' table for the clearance height. This clearance height refers to a mounting height of 300 cm.
3. Add/subtract the difference between 300 cm and the actual mounting height to/from the clearance height in the table.

## Determining the diagonal

This table can be used to find the awning diagonal for any given horizontal patio depth.

Pitch	Patio depth in cm					
	150	200	250	300	350	400
5°	150	200	250	300	350	400
15°	160	210	260	310	360	410
25°	170	220	280	330	390	440

Diagonal in cm (rounded figures)

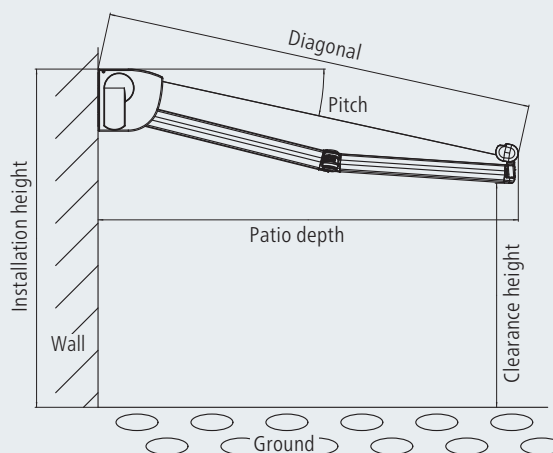
## Determining the clearance height

This table is used to find the clearance heights for various diagonals when the tilt angle is 5°, 15° or 25°.

This table is based on the example of an installation height of 300 cm (upper edge of awning).

Pitch	Diagonal in cm					
	150	200	250	300	350	400
5°	270	270	270	260	260	250
15°	250	240	220	210	200	180
25°	220	200	180	160	140	120

Clearance height in cm (rounded figures)



## Sizes and bracket recommendations



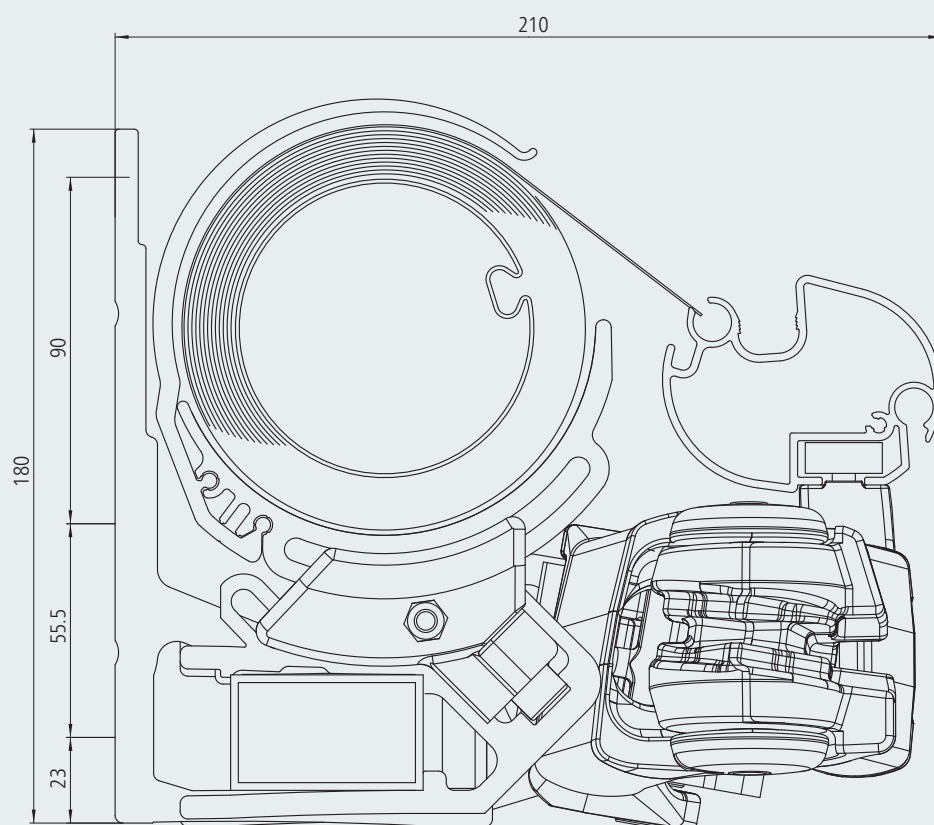
Wall installation on C20/25 concrete with up to 200 mm facing, wind resistance class 2 and a permissible centric tensile load of 5.71 kN for anchor bolts

Width in cm	No. of arms	Diagonal in cm (irregular figures possible)					
		150	200	250	300	350	400
– 250	2	2	2	2	2	2	3
251 – 300	2	2	2	2	2	3	3
301 – 350	2	2	2	2	2	2	4
351 – 400	2	2	2	2	2	2	4
401 – 450	2	3	3	3	3	5	5
451 – 500	2	3	3	3	3	5	5
501 – 550	2	3	3	3	3	5	5
551 – 600	2	3	3	3	5	5	5
601 – 650	2	3	3	3	5	5	5
651 – 700	3	4	4	4	4	7	7

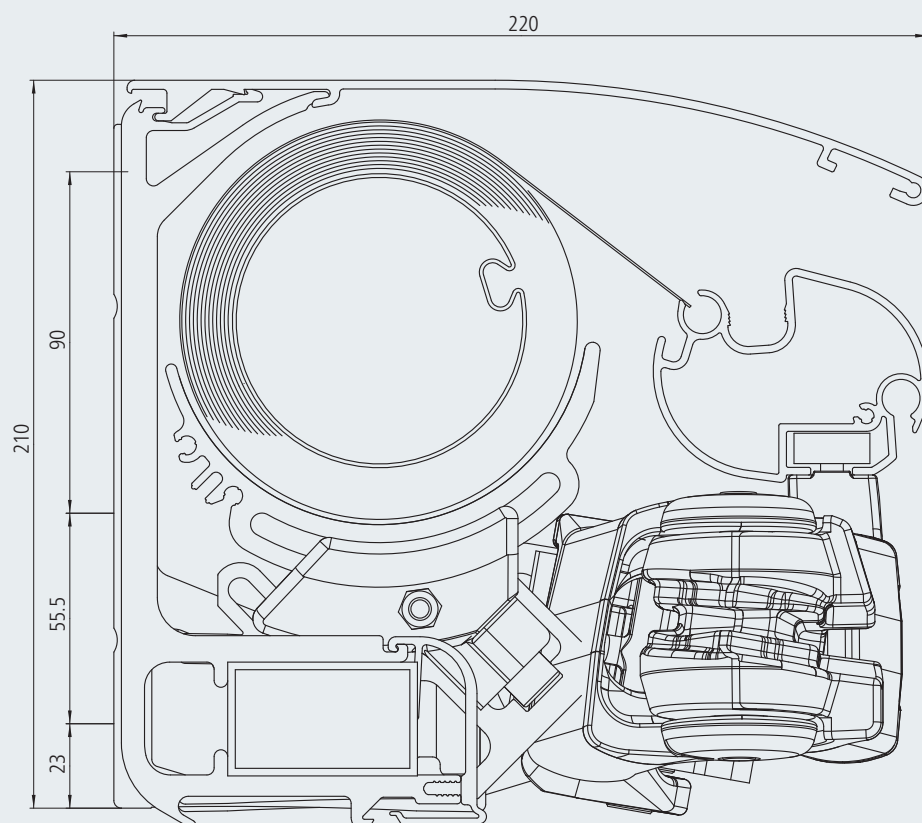
Standard Topas wall bracket (85 mm)



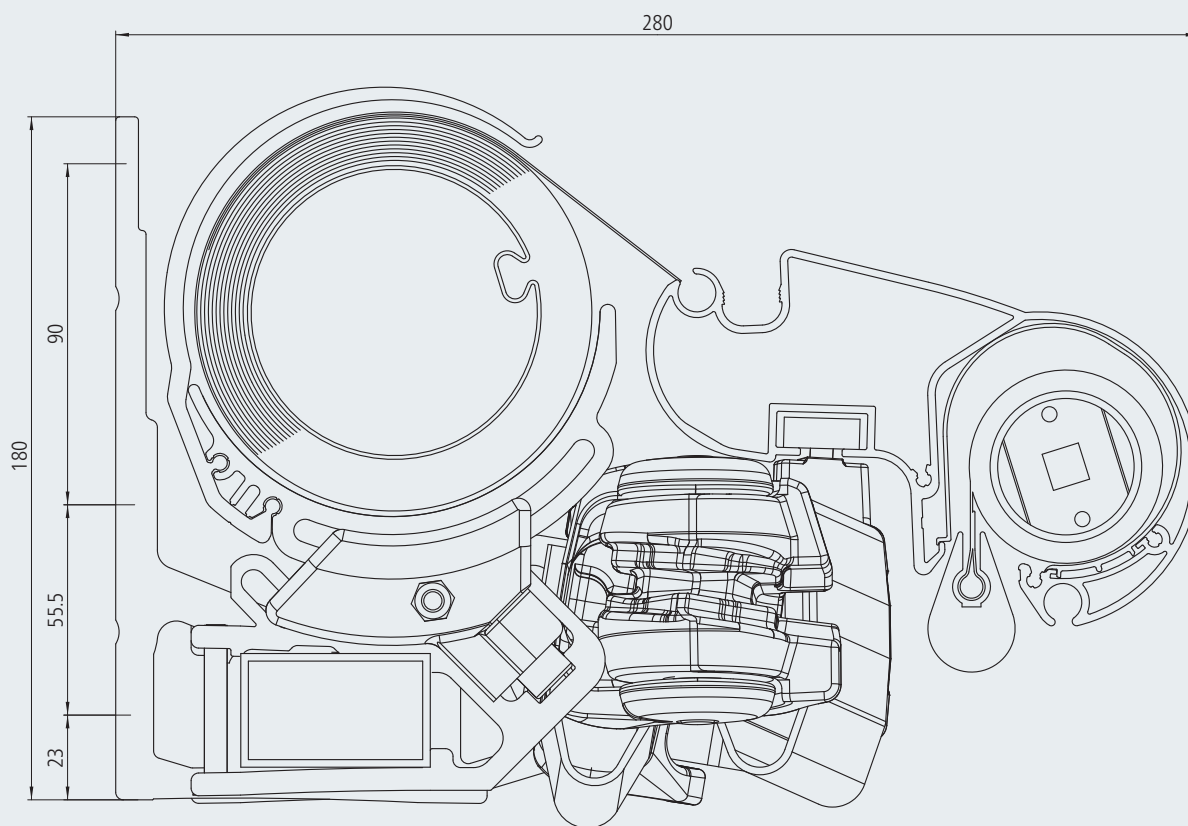
## Cross-section of Topas without top profile



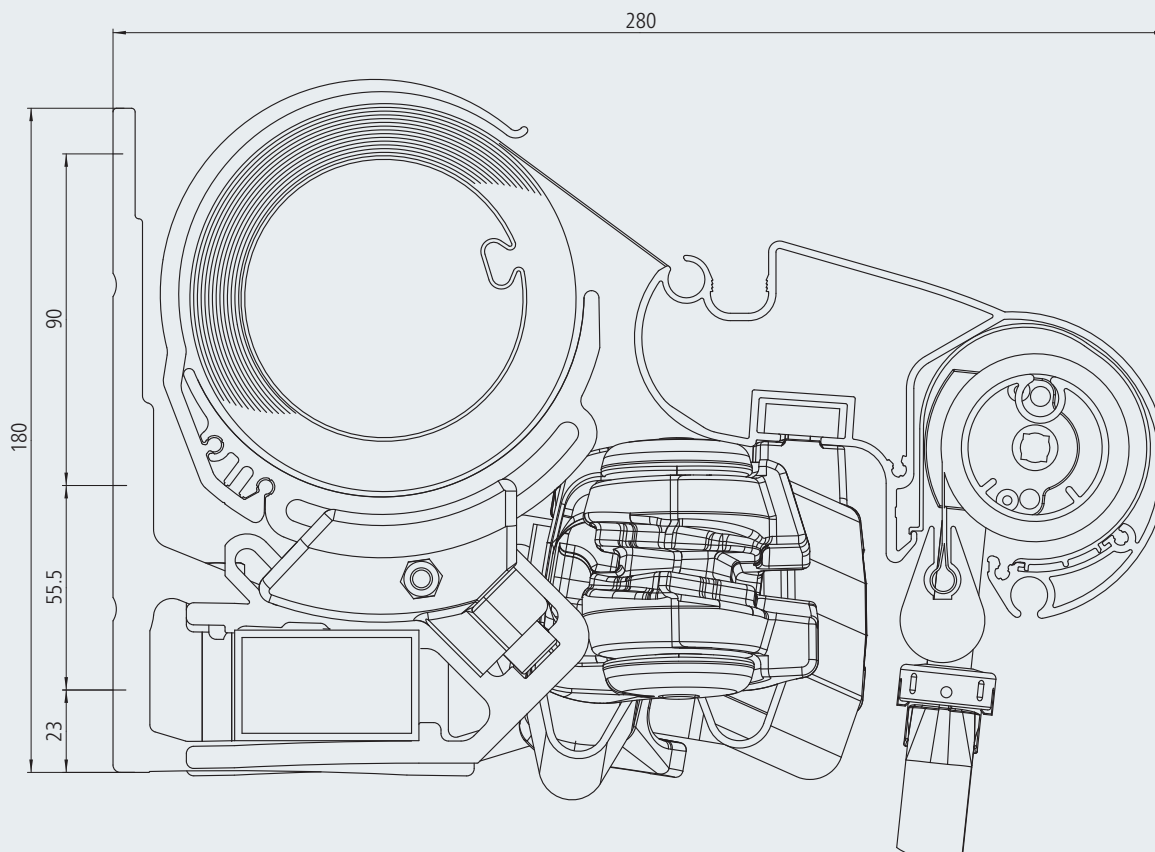
## Cross-section of Topas with top profile



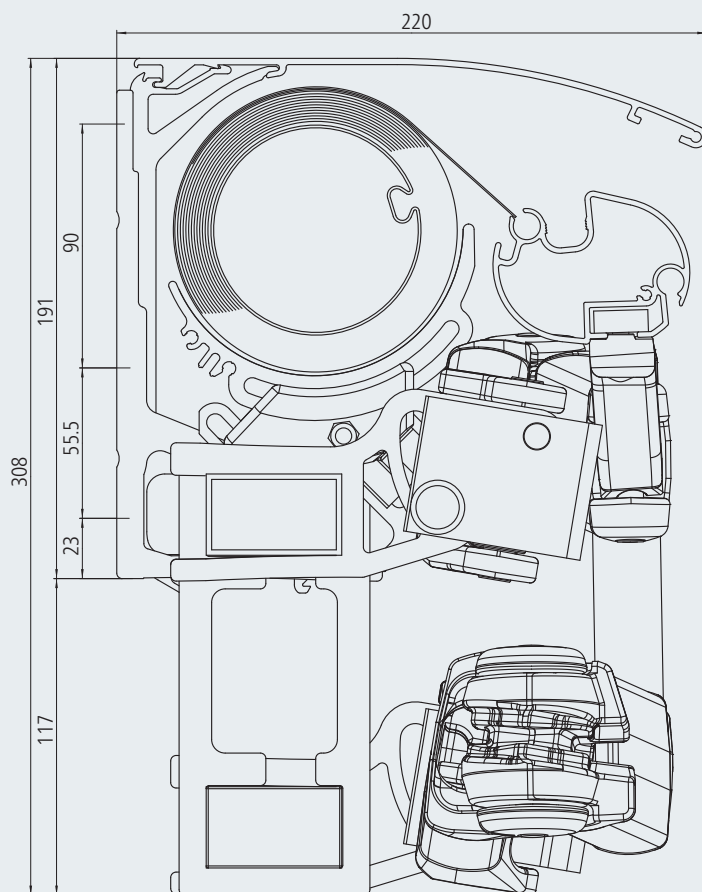
Cross-section of Topas Valance Plus (motor)



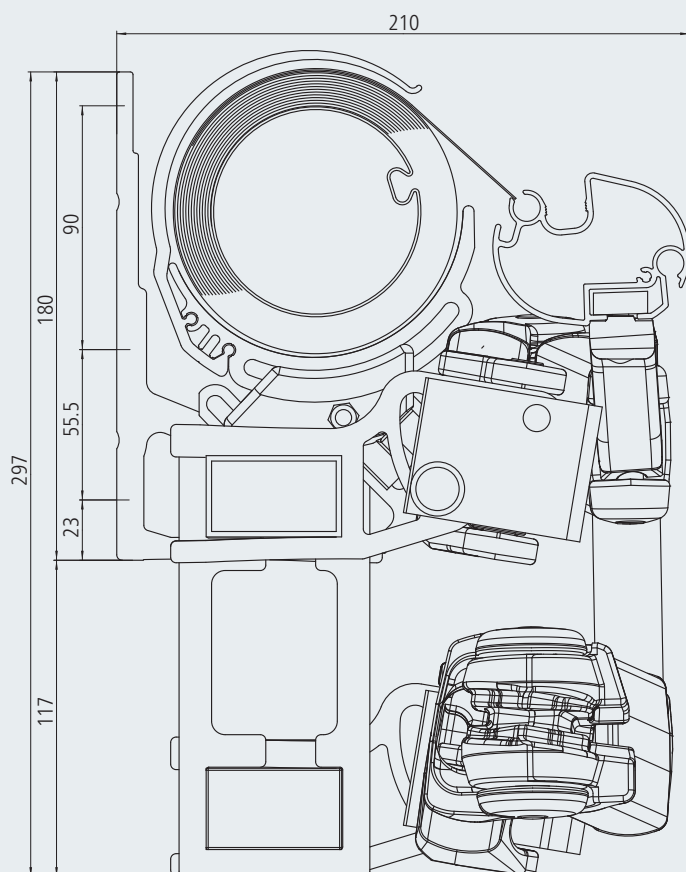
Cross-section of Topas Valance Plus (gear box)



Cross-section of Topas MiniMax with top profile



Cross-section of Topas MiniMax without top profile



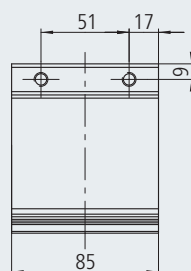
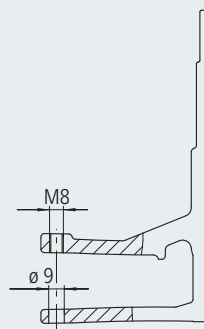
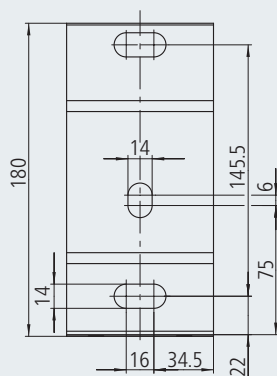


## Installation on walls, ceilings or rafters – suitable for various building conditions

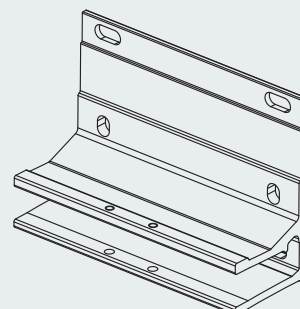
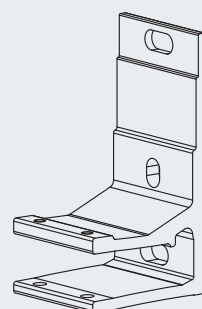
Its dimensions mean that the Topas can be mounted in a wide range of ways: not only on a wall but also on

a ceiling or a rafter. The brackets and mounting plates are made of extruded, powder-coated aluminium.

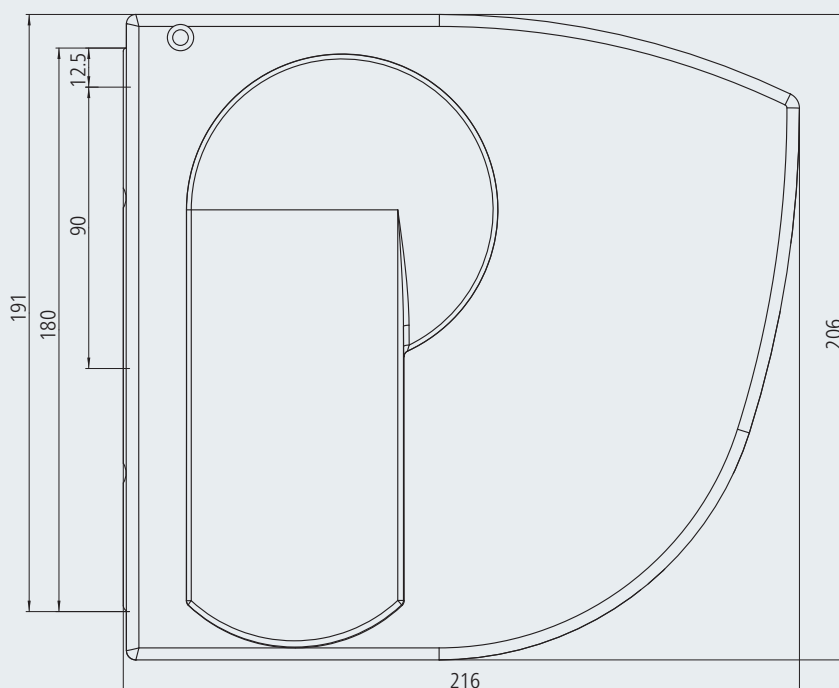
### Wall installation



Wall bracket, 85 mm

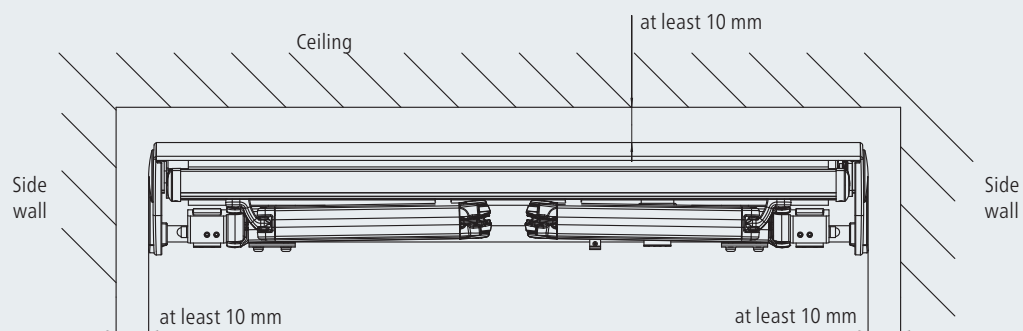


Wall bracket, 260 mm

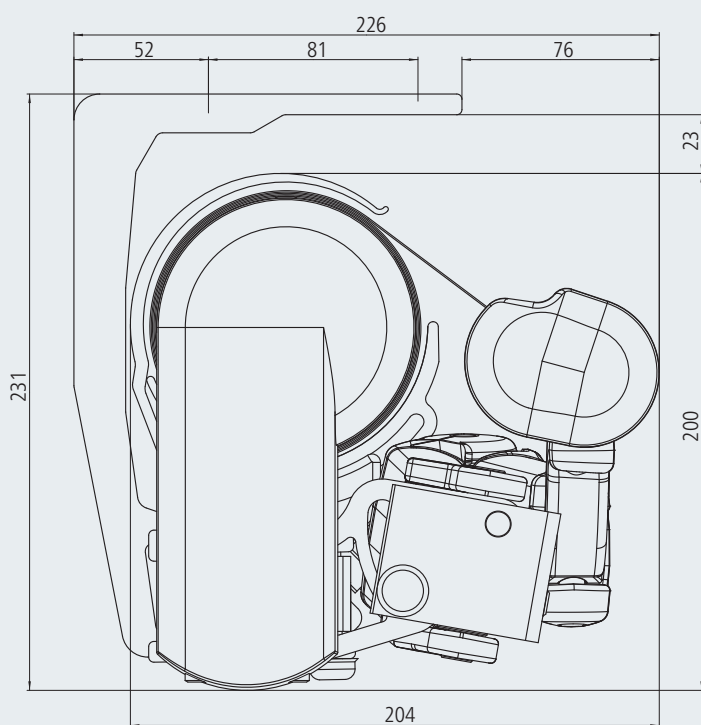
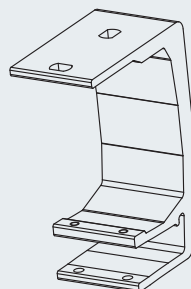
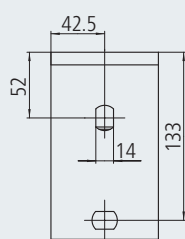
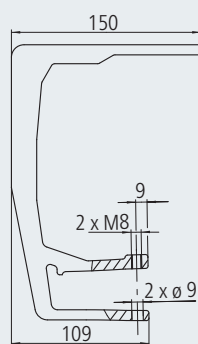
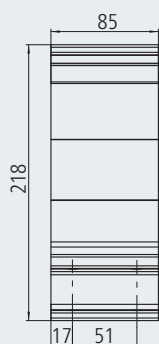


Side view of Topas with top profile fitted to a wall

## Minimum spacing distances for installation

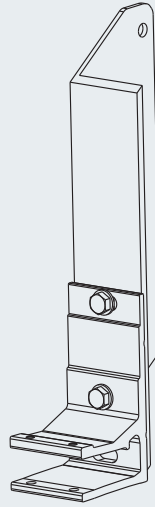


## Ceiling installation

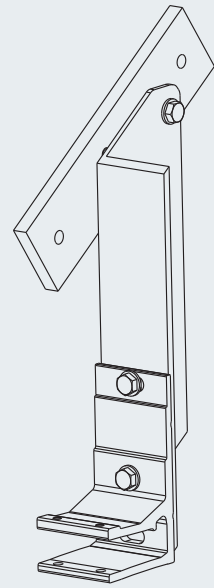


Side view of roofless Topas with roller support cradle bearing and compact ceiling bracket

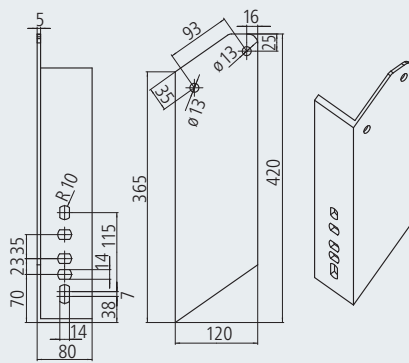
## Rafter installation



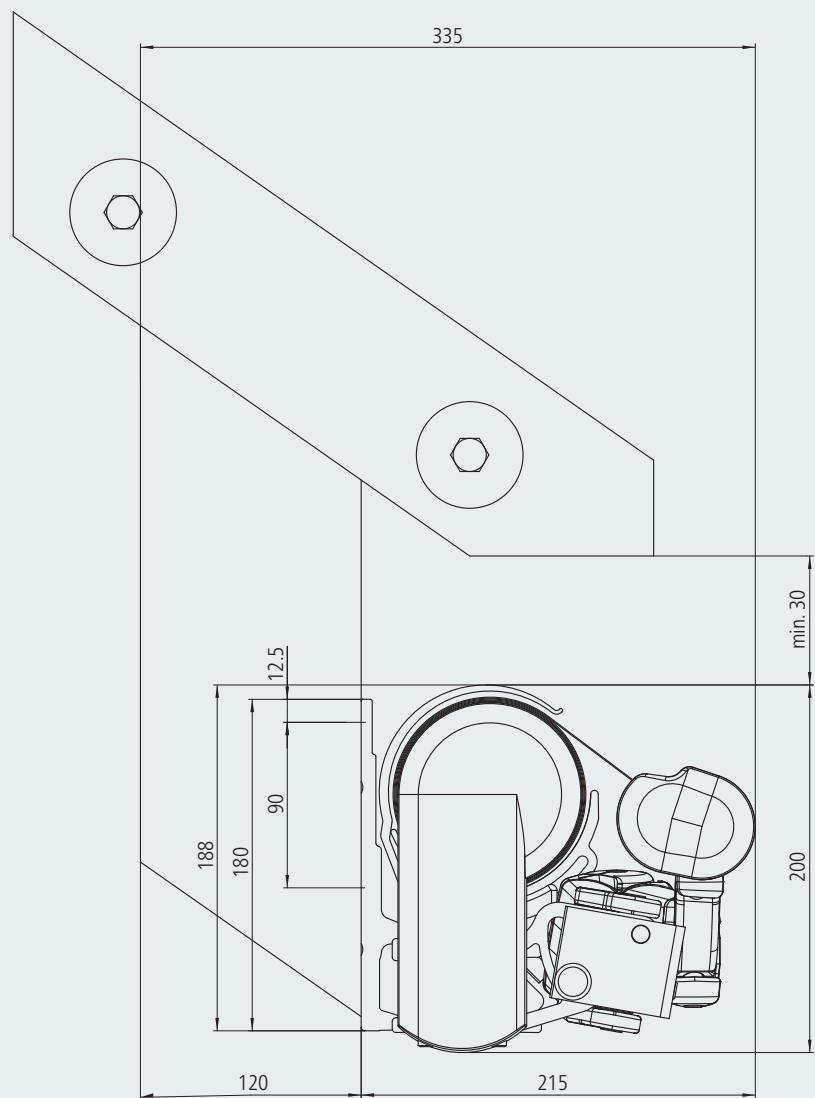
Right-hand rafter bracket



Rafter bracket with mounting plate  
for right-hand rafter  
weinor recommends using the mounting-  
plate for rafter brackets.



Rafter bracket



Side view of rafter installation with roofless Topas



## Extraction forces for Topas

**Wall mounting on C20/25 concrete** with up to 200 mm of facing,  
extraction force in N per upper fixing for wall bracket


The extraction force is the force with which the weight of the awning and the wind load pull on each upper fixing. The tables indicate this force in N per upper fixing. It varies depending on the awning size and the wall bracket/mounting plate used.


### Selecting the wall bracket and anchoring system:

1. Consult relevant table for extraction force per fixing for selected awning size.

2. Select a wall bracket/mounting plate for which there is a fastener which can resist the indicated extraction force. Remember to take into account the spacing, the area which will be damaged if the fixing breaks out, the type of fixing used and the assembly base.


See separate bracket overview for other bases.


 1 standard wall bracket (85 mm) plus  
1 standard wall bracket (85 mm) as a  
central bracket from 401 cm,  
1 standard wall bracket (85 mm)  
per awning arm,  
fasteners: 4 in all

 1 standard wall bracket (85 mm) plus  
1 standard wall bracket  
(85 mm) as a central bracket from  
401 cm,  
2 standard wall brackets (85 mm)  
per awning arm,  
fasteners: 8 in all

or

1 wall bracket (260 mm) plus  
1 standard wall bracket (85 mm)  
as a central bracket from 401 cm,  
1 wall bracket (260 mm) per awning  
arm,  
fasteners: 8 in all

 1 wall bracket (260 mm) plus  
1 standard wall bracket (85 mm)  
as a central bracket from 401 cm,  
2 wall brackets (260 mm) per awning  
arm,  
fasteners: 16 in all

 Mounting plate (280 x 240 mm) incl.  
1 standard wall bracket (85 mm),  
standard wall bracket (85 mm)  
incl. base plate,  
fasteners: 8 in all

Width in cm	Projection in cm					
	150	200	250	300	350	400
250	818	1232	1776	2359	3128	4399
	409	616	888	1180	1564	2200
	205	308	444	590	782	1100
	238	358	516	684	908	1276
300	939	1419	2042	2716	3592	5088
	470	710	1021	1358	1796	2544
	235	355	511	679	898	1272
	272	412	592	788	1042	1476
350	1060	1606	2308	3074	4055	5776
	530	803	1154	1537	2028	2888
	265	402	577	769	1014	1444
	308	466	670	892	1176	1676
400	1181	1792	2573	3432	4518	6464
	591	896	1287	1716	2259	3232
	295	448	643	858	1130	1616
	342	520	746	996	1310	1874
450	1303	1979	2839	3790	4982	7253*
	652	990	1420	1858	2491	3627
	326	495	710	948	1246	1813
	378	574	824	1100	1444	2074
500	1424	2166	3104	4148	5444	7541*
	712	1083	1552	2074	2712	3771
	356	542	776	1037	1361	1885
	412	628	900	1202	1580	2274
550	1545	2352	3370	4463	5889	8129*
	773	1176	1685	2232	2945	4065
	386	588	843	1121	1469	2032
	448	682	978	1298	1718	2374
600	1666	2539	3635	4828	6335	8517*
	833	1270	1818	2414	3168	4309
	417	635	909	1206	1584	2164
	484	736	1054	1418	1828	2514
650	1787	2726	3955	5202	6880	9306*
	894	1363	2028	2601	3440	4653
	447	682	1014	1301	1707	2327
	518	790	1192	1540	2026	2772
670	1272	1941	2816	3721	4817	6563*
	636	971	1408	1861	2409	3282
	318	485	704	931	1204	1646
	370	562	822	1082	1403	1900

\* 2 brackets required per awning arm

## Extraction forces for Topas

### Ceiling installation (on C20/25 concrete)

Extraction forces in N for ceiling mounting

- ☐ 1 ceiling bracket with standard wall bracket (85 mm),  
1 ceiling bracket with standard wall bracket as a central bracket from 401 cm,  
1 ceiling bracket with standard wall bracket (85 mm) per awning arm, fasteners: 4 in all
- ☐ 1 ceiling bracket, compact,  
1 ceiling bracket, compact as central bracket from 401 cm,  
1 ceiling bracket, compact per awning arm, fasteners: 4 in all

Width in cm	Projection in cm					
	150	200	250	300	350	400
250	917	1367	1963	2612	3469	4875
	459	684	982	1306	1735	2438
300	1060	1582	2264	3016	3991	5645
	530	791	1132	1508	1996	2823
350	1204	1796	2565	3419	4512	6414
	602	898	1283	1710	2256	3207
400	1347	2010	2867	3823	5034	7183
	674	1005	1434	1912	2517	3592
450	1490	2225	3168	4226	5556	7953*
	745	1113	1584	2113	2778	3977
500	1634	2439	3469	4630	6929*	8722*
	817	1220	1735	2315	3465	4361
550	1777	2654	3770	5719	7533*	9492*
	889	1327	1885	2860	3767	4746
600	1921	2868	4071	6187	8142*	10261*
	961	1434	2036	3094	4071	5131
650	2064	3083	4937	6654	8751*	11053*
	1032	1542	2469	3327	4376	5527
700	1472	2198	3522	4748	6239	7867
	736	1099	1761	2374	3120	3934

\* 2 brackets required per awning arm

### Rafter bracket installation

Shear forces in N for rafter mounting

- ☐ 1 rafter bracket plus  
1 standard wall bracket (85 mm),  
one of each for left and right,  
1 rafter bracket plus  
1 standard wall bracket (85 mm)  
as a central bracket from a width of 401 cm
- ☐ 1 rafter bracket plus  
1 mounting plate for rafters plus  
1 standard wall bracket (85 mm),  
one of each for left and right,  
1 rafter bracket plus  
1 mounting plate for rafters plus  
1 standard wall bracket (85 mm)  
as a central bracket from a width of 401 cm

Width in cm	Projection in cm					
	150	200	250	300	350	400
250	1195	1796				
	558	801				
300	1374	2069	2982			
	645	926	1295			
350	1553	2342	3370	4504		
	732	1051	1467	1925		
400	1732	2615	3757	5027	6642	
	819	1176	1638	2152	2805	
450	1911	2888	4145	5550	7322	10493
	907	1302	1810	2378	3094	4377
500	2090	3160	4532	6073	4546	5735
	994	1427	1981	2604	1913	2394
550	2269	3433	4920	7496	4944	6239
	1081	1552	2153	3195	2081	2605
600	2448	3706	5307	8103	5342	6749
	1168	1677	2325	3455	2249	2816
650	2627	3979	6434	8710	5740	7247
	1256	1802	2795	3716	2418	3027
700	2095	3108	4942	6638	8749	11007
	1056	1465	2207	2893	3746	4659


## Mounting plates



### Retrieving information:

Simply scan the QR code into your mobile terminal to receive full information on mounting plates.

## Awnings



Awning



Awning with Valance Plus and Tempura



Awning with Valance Plus and Paravento



Premium quality  
Made in Germany

## Textile awning with posts



PergoTex and Tempura



Textile patio roof Plaza Home and Paravento

# Customised, systemised solutions

## Patio roof and Glasoase®



Glasoase® with conservatory awning and all-glass elements



Patio roof with SUPER LITE fixed glazing



Terrazza patio roof with Sottezza sun protection



Plaza Pro textile patio roof with Paravento and VertiTex

Patent no			
EP1310609	1541776	EP0916781	0994221
1403442	2072709	EP0959195	1206609
1382770	0745742	EP0942114	1099808

Last revised: May 2013